

**ACNN**  
**SPA EURO RACE**  
**RACE 1 (1 Hour)**

**FINAL**

**Final Classification**

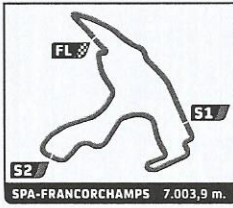
No Drivers	Team	Car	Cl.	Laps	Total Time	Gap	Kph	Best Lap	
								Lap	Time Kph
1 126 J. JANSEN		991 GT3 Cup	RS	21	1:00:20.931	-	146.1	3	2:33.902 163.8
2 997 J. ALBERT		991 GT3 Cup	RS	21	1:00:48.270	+27.339	145.0	21	2:38.458 159.1
3 909 H. HOFFNER		997 GT3 Cup	RS	21	1:01:17.030	+56.099	143.9	3	2:32.458 165.4
4 961 E. VAN WIJNGAARDEN	Snel Motorsport	991 GT3 Cup	RS	21	1:02:14.873	+1:53.942	141.7	3	2:35.920 161.7
5 77 R. SULMA		Cayman GT4	RS	21	1:02:21.787	+2:00.856	141.4	3	2:40.087 157.5
6 980 A. POELL/L. POELL		991 GT3 Cup	RS	21	1:02:26.510	+2:05.579	141.2	3	2:35.860 161.8
7 976 C. VERHOOG/P. SILIUS	Snel Motorsport	RS	RS	21	1:02:28.363	+2:07.432	141.1	20	2:40.026 157.6
8 911 H. VAN SPRONSEN		996 GT3 Cup	RS	20	1:00:51.929		138.0	5	2:46.776 151.2
9 299 H. OOSTEN/P. TEEKENS		Porsche GT3	DTC1	20	1:00:54.340		137.9	7	2:41.544 156.1
10 991 J. SCHULZ		996 GT3 Cup	RS	20	1:01:26.492		136.7	2	2:45.742 152.1
11 990 D. SCHULZ		997 GT3 Cup	RS	20	1:02:29.278		134.4	16	2:49.639 148.6
12 69 J. DRENTH		Zilhouette	ZIL	20	1:03:05.467		133.1	7	2:50.893 147.5
13 926 R. VAN VLIET		Cayman	GT	20	1:03:06.527		133.1	7	2:54.178 144.8
14 227 J. VAN DEN OUTENAAR		BMW M3	DTC2	19	1:00:23.200		132.1	19	2:49.765 148.5
15 92 M. HERMANS		Zilhouette	ZIL	19	1:00:27.043		132.0	6	2:52.684 146.0
16 996 J. VAN PEPERZEEL/P. GEERIS		996 GT3 Cup	RS	19	1:00:28.883		131.9	16	2:45.306 152.5
17 81 B. BLAAK		Zilhouette	ZIL	19	1:01:09.169		130.4	6	2:50.991 147.5
18 987 J. HULSEBOS		Cayman	GT	19	1:01:18.267		130.1	8	2:55.100 144.0
19 982 N. GEELEN		Boxster S	GT	19	1:01:19.178		130.1	3	2:54.635 144.4
20 10 M. WIERINGA		Zilhouette	ZIL	19	1:01:19.656		130.1	19	2:49.694 148.6
21 94 C. BROEREN		Zilhouette	ZIL	19	1:01:23.198		129.9	14	2:51.128 147.3
22 3 S. DE LANGE		Zilhouette	ZIL	19	1:01:45.416		129.2	6	2:51.768 146.8
23 61 B. WEERING		Zilhouette	ZIL	19	1:02:02.816		128.6	4	2:52.605 146.1
24 957 N. STEEHOUWER		Cayman	GT	19	1:02:03.054		128.6	9	2:54.794 144.3
25 992 R. SLUITER		Cayman	GT	19	1:02:03.972		128.5	14	2:57.090 142.4
26 919 S. ROEST		944 3.0	GT	19	1:02:07.586		128.4	14	2:57.589 142.0
27 270 B. ARENDSSEN		Seat Leon	DTC1	19	1:02:42.482		127.2	17	2:55.932 143.3
28 907 S. D'ANJOU		CAYMAN	GT	19	1:02:51.391		126.9	15	3:01.700 138.8
29 265 G. BARTELS		BMW Z3	DTC2	19	1:03:00.950		126.6	12	2:56.702 142.7
30 952 A. JONKMAN		Cayman	GT	19	1:03:20.617		125.9	15	3:01.630 138.8
31 38 A. WIEGERS/D. MEENDERING		BMW E36	BMW	19	1:03:21.388		125.9	5	3:00.234 139.9
32 995 B. GIELEN/R. SMULDERS		944 S2	GT	19	1:03:23.044		125.9	17	2:59.766 140.3
33 115 F. DULLAART		Porsche GT3	DTC1	18	53:00.978		142.5	5	2:32.797 165.0
34 49 S. STIKSMA		BMW E36	BMW	18	1:00:22.508		125.2	18	3:00.138 140.0
35 44 R. ACKERMANN		BMW E36	BMW	18	1:00:30.945		124.9	8	3:00.874 139.4
36 29 G. LAND/J. LAND		BMW E36	BMW	18	1:00:35.742		124.7	3	3:02.813 137.9
37 40 G. LEKKERKERKER/T. VAN OTTERLOO		BMW E36	BMW	18	1:00:45.781		124.4	8	3:00.989 139.3
38 914 W. GROENEWOUW		Boxster	BOXSTER	18	1:00:47.765		124.3	18	3:04.672 136.5
39 67 R. TER VELDE/M. TER VELDE		BMW E36	BMW	18	1:00:48.222		124.3	18	3:02.068 138.5
40 8 P. KROEZE/M. KRUGER		BMW E36	BMW	18	1:00:54.052		124.1	13	3:01.333 139.0
41 259 W. SANDKUIJL		BMW M3	DTC2	18	1:01:05.462		123.7	13	2:50.317 148.0
42 18 N. HERMANS		BMW E36	BMW-R	18	1:01:07.255		123.6	13	3:04.652 136.5
43 908 R. NOOIJ		944 Cup	944	18	1:01:17.910		123.3	5	3:07.009 134.8
44 975 P. VD BERG		968	944	18	1:01:37.619		122.6	5	3:06.899 134.9
45 39 T. VAN BAAST/J. VISSER		BMW E36	BMW-R	18	1:01:54.553		122.1	17	3:05.082 136.2
46 983 R. VAESSEN		Boxster	BOXSTER	18	1:01:57.794		122.0	17	3:06.198 135.4
47 12 M. VAN DIJK/J. ZWIEP		BMW E36	BMW	18	1:02:09.517		121.6	13	3:05.797 135.7
48 47 M. SCHUTTE		BMW E36	BMW-R	18	1:02:11.327		121.5	12	3:05.013 136.3
49 23 H. VAN NORDEN/R. VAN HIERDEN		BMW E36	BMW	18	1:02:29.209		120.9	8	3:02.615 138.1
50 900 M. OOSTRUM		944	944	18	1:02:29.763		120.9	12	3:11.620 131.6
51 21 H. JENSMA		BMW E36	BMW-R	18	1:02:31.466		120.9	14	3:05.758 135.7
52 74 P. CASPERS/E. MIK		BMW E36	BMW	18	1:03:05.759		119.8	2	3:04.494 136.7
53 145 A. NEUMANN		BMW 120D	DTC2	18	1:03:22.162		119.3	17	3:10.372 132.4
54 944 P. VAN DER TOORN VRIJTHOFF		944	944	18	1:03:23.407		119.2	14	3:11.908 131.4
55 9 D. EMAAR/D. EMAAR JR		BMW E36	BMW-R	18	1:03:23.936		119.2	17	3:05.873 135.7
56 128 J. HARPER		BMW M3	DTC2	18	1:03:27.631		119.1	7	3:03.652 137.3
57 902 E. KLOOSTER		944	944	17	1:00:47.642		117.4	8	3:12.200 131.2
58 986 J. OFFRINGA		Boxster	BOXSTER	17	1:01:34.473		115.9	16	3:15.190 129.2
59 48 G. KALKHUIS		BMW E36	BMW-R	17	1:01:42.685		115.6	15	3:11.285 131.8
60 910 A. PAASSEN		911 RSR	RS	17	1:02:09.775		114.8	7	2:57.083 142.4
61 904 S. BAKKER		944	944	17	1:02:40.964		113.9	14	3:23.087 124.2
62 305 C. VERKUIJLEN		BMW Compact	DTC2	15	49:26.900		127.3	7	2:46.393 151.5
<b>Not classified</b>									
176 S. JANSEN		BMW GTR	DTC1	14	54:22.672			8	2:48.683 149.5

**Eric Schuurman**  
KNAF Sportcommissaris/Steward  
Licencenr. 36866  
22-6-2019  
17:20

**Leo van Haastrecht**  
KNAF Sportcommissaris/Steward  
Licencenr. 4654  
**SPA EURO RACE**

*J.P. Schuurman*  
lic 23 87





**ACNN**  
**SPA EURO RACE**  
**RACE 1 (1 Hour)**

**FINAL**

**Final Classification**

No Drivers	Team	Car	Cl.	Laps	Total Time	Gap	Kph	Best Lap		
								Lap	Time	Kph
96 M. VAN DER LYKE		Zilhouette	ZIL	13	45:19.294			6	2:53.633	145.2
106 J. ARENSEN		BMW GTR	DTC1	12	41:02.873			6	2:45.568	152.3
113 M. BROERSEN		BMW M3	DTC2	9	28:36.040			9	2:59.706	140.3
123 F. BROERSEN		BMW M3	DTC2	9	30:03.368			6	2:58.587	141.2
98 J. HOEKSTRA		Zilhouette	ZIL	8	24:25.800			5	2:53.260	145.5
918 M. BRAAKMAN		944 3.0	GT	8	29:43.368			2	3:01.759	138.7
43 A. BAKKER		BMW E36	BMW	6	19:43.166			6	3:05.591	135.9
963 P. TER BURG		968	GT	2	6:04.954			2	3:01.034	139.3
31 M. VAN OLST/R. VAN DER SCHEER		BMW E36	BMW-R	1	4:24.287					
989 H. VAN NOREL	Snel Motorsport	Cayman	GT	1	4:28.356					
<b>Not Started</b>										
328 M. DE WIT										

<b>Pole Position:</b>	Jos JANSEN	<b>2:33.623</b>	
<b>Fastest Lap:</b>	Lap 3 Henrik HOFFNER	<b>2:32.458</b>	165.4 Kph

**Leo van Haastreht**  
KNAF Sportcommissaris/Steward  
Licencnr. 4654

CARS 8 - 21 - 44 - 115 AND 909 PENALTY 10 SECONDS  
CARS 176 - 957 PENALTY 30 SECONDS  
CAR 992 PENALTY 4 SECONDS  
CAR 12 PENALTY 2 SECONDS

Published at: .....

Track Status: **DRY**

**Stewards**  
**Eric Schuurman**  
KNAF Sportcommissaris/Steward  
Licencnr. 36866


*[Handwritten signature]*  
KNAF 36866

**Timekeeper:**

*[Handwritten signature]*

*[Handwritten signature]*  
22-6-2019  
17:20





**ACNN**  
**SPA EURO RACE**  
**RACE 1 (1 Hour)**

**FINAL**

**Final Classification by Class**

No Drivers	Team	Car	Laps	Total Time	Gap	Kph	Best Lap		
							Lap	Time	Kph
<b>944</b>									
1 908 R. NOOIJ		944 Cup	18	1:01:17.910		123.3	5	3:07.009	134.8
2 975 P. VD BERG		968	18	1:01:37.619	+19.709	122.6	5	3:06.899	134.9
3 900 M. OOSTRUM		944	18	1:02:29.763	+1:11.853	120.9	12	3:11.620	131.6
4 944 P. VAN DER TOORN VRIJTHOFF		944	18	1:03:23.407	+2:05.497	119.2	14	3:11.908	131.4
5 902 E. KLOOSTER		944	17	1:00:47.642	1 Lap	117.4	8	3:12.200	131.2
6 904 S. BAKKER		944	17	1:02:40.964	1 Lap	113.9	14	3:23.087	124.2
<b>BMW</b>									
1 38 A. WIEGERS / D. MEENDERING		BMW E36	19	1:03:21.388		125.9	5	3:00.234	139.9
2 49 S. STIKSMA		BMW E36	18	1:00:22.508	1 Lap	125.2	18	3:00.138	140.0
3 44 R. ACKERMANN		BMW E36	18	1:00:30.945	1 Lap	124.9	8	3:00.874	139.4
4 29 G. LAND / J. LAND		BMW E36	18	1:00:35.742	1 Lap	124.7	3	3:02.813	137.9
5 40 G. LEKKERKERKER / T. VAN OTTERLOO		BMW E36	18	1:00:45.781	1 Lap	124.4	8	3:00.989	139.3
6 67 R. TER VELDE / M. TER VELDE		BMW E36	18	1:00:48.222	1 Lap	124.3	18	3:02.068	138.5
7 8 P. KROEZE / M. KRUGER		BMW E36	18	1:00:54.052	1 Lap	124.1	13	3:01.333	139.0
8 12 M. VAN DIJK / J. ZWIJEP		BMW E36	18	1:02:09.517	1 Lap	121.6	13	3:05.797	135.7
9 23 H. VAN NORDEN / R. VAN HIERDEN		BMW E36	18	1:02:29.209	1 Lap	120.9	8	3:02.615	138.1
10 74 P. CASPERS / E. MIK		BMW E36	18	1:03:05.759	1 Lap	119.8	2	3:04.494	136.7
<b>Not classified</b>									
43 A. BAKKER		BMW E36	6	19:43.166			6	3:05.591	135.9
<b>BMW-R</b>									
1 18 N. HERMANS		BMW E36	18	1:01:07.255		123.6	13	3:04.652	136.5
2 39 T. VAN BAAST / J. VISSER		BMW E36	18	1:01:54.553	+47.298	122.1	17	3:05.082	136.2
3 47 M. SCHUTTE		BMW E36	18	1:02:11.327	+1:04.072	121.5	12	3:05.013	136.3
4 21 H. JENSMA		BMW E36	18	1:02:31.466	+1:24.211	120.9	14	3:05.758	135.7
5 9 D. EMAAR / D. EMAAR JR		BMW E36	18	1:03:23.936	+2:16.681	119.2	17	3:05.873	135.7
6 48 G. KALKHUIS		BMW E36	17	1:01:42.685	1 Lap	115.6	15	3:11.285	131.8
<b>Not classified</b>									
31 M. VAN OLST / R. VAN DER SCHEER		BMW E36	1	4:24.287					
<b>BOXSTER</b>									
1 914 W. GROENEWOUD		Boxster	18	1:00:47.765		124.3	18	3:04.672	136.5
2 983 R. YAESEN		Boxster	18	1:01:57.794	+1:10.029	122.0	17	3:06.198	135.4
3 986 J. OFFRINGA		Boxster	17	1:01:34.473	1 Lap	115.9	16	3:15.190	129.2
<b>DTC1</b>									
1 299 H. OOSTEN / P. TEEKENS		Porsche GT3	20	1:00:54.340		137.9	7	2:41.544	156.1
2 270 B. ARENDSSEN		Seat Leon	19	1:02:42.482	1 Lap	127.2	17	2:55.932	143.3
3 115 F. DULLAART		Porsche GT3	18	53:00.978	2 Laps	142.5	5	2:32.797	165.0
<b>Not classified</b>									
176 S. JANSEN		BMW GTR	14	54:22.672			8	2:48.683	149.5
106 J. ARENDSSEN		BMW GTR	12	41:02.873			6	2:45.568	152.3
<b>DTC2</b>									
1 227 J. VAN DEN OUTENAAR		BMW M3	19	1:00:23.200		132.1	19	2:49.765	148.5
2 265 G. BARTELS		BMW Z3	19	1:03:00.950	+2:37.750	126.6	12	2:56.702	142.7
3 259 W. SANDKUIJL		BMW M3	18	1:01:05.462	1 Lap	123.7	13	2:50.317	148.0
4 145 A. NEUMANN		BMW 120D	18	1:03:22.162	1 Lap	119.3	17	3:10.372	132.4
5 128 J. HARPER		BMW M3	18	1:03:27.631	1 Lap	119.1	7	3:03.652	137.3
6 305 C. VERKUIJLEN		BMW Compact	15	49:26.900	4 Laps	127.3	7	2:46.393	151.5
<b>Not classified</b>									
113 M. BROERSEN		BMW M3	9	28:36.040			9	2:59.706	140.3
123 F. BROERSEN		BMW M3	9	30:03.368			6	2:58.587	141.2
<b>Not Started</b>									
328 M. DE WIT		Vege Series							
<b>GT</b>									
1 926 R. VAN VLIET		Cayman	20	1:03:06.527		133.1	7	2:54.178	144.8
2 987 J. HULSEBOS		Cayman	19	1:01:18.267	1 Lap	130.1	8	2:55.100	144.0
3 982 N. GEELEN		Boxster S	19	1:01:19.178	1 Lap	130.1	3	2:54.635	144.4
4 957 N. STEEHOUWER		Cayman	19	1:02:03.054	1 Lap	128.6	9	2:54.794	144.3
5 992 R. SLUITER		Cayman	19	1:02:03.972	1 Lap	128.5	14	2:57.090	142.4
6 919 S. ROEST		944 3.0	19	1:02:07.586	1 Lap	128.4	14	2:57.589	142.0
7 907 S. D'ANJOU		CAYMAN	19	1:02:51.391	1 Lap	126.9	15	3:01.700	138.8
8 952 A. JONKMAN		Cayman	19	1:03:20.617	1 Lap	125.9	15	3:01.630	138.8
9 995 B. GIELEN / R. SMULDERS		944 S2	19	1:03:23.044	1 Lap	125.9	17	2:59.766	140.3

Eric Schuurman  
KNAF Sportcommissaris/Steward  
Licencenr. 36866

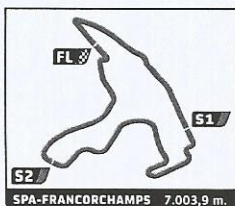
22-6-2019  
17:20

Leo van Haastrecht  
KNAF Sportcommissaris/Steward  
Licencenr. 4654

**SPA EURO RACE**

*[Signature]*  
22/06/2019





**ACNN**  
**SPA EURO RACE**  
**RACE 1 (1 Hour)**

**FINAL**

**Final Classification by Class**

No Drivers	Team	Car	Laps	Total Time	Gap	Kph	Best Lap		
							Lap	Time	Kph
<b>Not classified</b>									
918 M. BRAAKMAN		944 3.0	8	<b>29:43.368</b>			2	3:01.759	138.7
963 P. TER BURG		968	2	<b>6:04.954</b>			2	3:01.034	139.3
989 H. VAN NOREL	Snel Motorsport	Cayman	1	<b>4:28.356</b>					
<b>RS</b>									
1 126 J. JANSEN		991 GT3 Cup	21	<b>1:00:20.931</b>		146.1	3	<b>2:33.902</b>	163.8
2 997 J. ALBERT		991 GT3 Cup	21	<b>1:00:48.270</b>	+27.339	145.0	21	<b>2:38.458</b>	159.1
3 909 H. HOEFFNER		997 GT3 Cup	21	<b>1:01:17.030</b>	+56.099	143.9	3	<b>2:32.458</b>	165.4
4 961 E. VAN WIJNGAARDEN	Snel Motorsport	991 GT3 Cup	21	<b>1:02:14.873</b>	+1:53.942	141.7	3	<b>2:35.920</b>	161.7
5 77 R. SULMA		Cayman GT4	21	<b>1:02:21.787</b>	+2:00.856	141.4	3	<b>2:40.087</b>	157.5
6 980 A. POELL / L. POELL		991 GT3 Cup	21	<b>1:02:26.510</b>	+2:05.579	141.2	3	<b>2:35.860</b>	161.8
7 976 C. VERHOOG / P. SILIUS	Snel Motorsport	RS	21	<b>1:02:28.363</b>	+2:07.432	141.1	20	<b>2:40.026</b>	157.6
8 911 H. VAN SPRONSEN		996 GT3 Cup	20	<b>1:00:51.929</b>		138.0	5	<b>2:46.776</b>	151.2
9 991 J. SCHULZ		996 GT3 Cup	20	<b>1:01:26.492</b>		136.7	2	<b>2:45.742</b>	152.1
10 990 D. SCHULZ		997 GT3 Cup	20	<b>1:02:29.278</b>		134.4	16	<b>2:49.639</b>	148.6
11 996 J. VAN PEPPERZEEL / P. GEERIS		996 GT3 Cup	19	<b>1:00:28.883</b>		131.9	16	<b>2:45.306</b>	152.5
12 910 A. PAASSEN		911 RSR	17	<b>1:02:09.775</b>		114.8	7	<b>2:57.083</b>	142.4
<b>ZIL</b>									
1 69 J. DRENTH		Zilhouette	20	<b>1:03:05.467</b>		133.1	7	<b>2:50.893</b>	147.5
2 92 M. HERMANS		Zilhouette	19	<b>1:00:27.043</b>		132.0	6	<b>2:52.684</b>	146.0
3 81 B. BLAAK		Zilhouette	19	<b>1:01:09.169</b>		130.4	6	<b>2:50.991</b>	147.5
4 10 M. WIERINGA		Zilhouette	19	<b>1:01:19.656</b>		130.1	19	<b>2:49.694</b>	148.6
5 94 C. BROEREN		Zilhouette	19	<b>1:01:23.198</b>		129.9	14	<b>2:51.128</b>	147.3
6 3 S. DE LANGE		Zilhouette	19	<b>1:01:45.416</b>		129.2	6	<b>2:51.768</b>	146.8
7 61 B. WEERING		Zilhouette	19	<b>1:02:02.816</b>		128.6	4	<b>2:52.605</b>	146.1
<b>Not classified</b>									
96 M. VAN DER LYKE		Zilhouette	13	<b>45:19.294</b>			6	<b>2:53.633</b>	145.2
98 J. HOEKSTRA		Zilhouette	8	<b>24:25.800</b>			5	<b>2:53.260</b>	145.5

**Leo van Haastrecht**  
KNAF Sportcommissaris/Steward  
Licencenr. 4654


CARS 8 - 21 - 44 - 115 AND 909 PENALTY 10 SECONDS  
CARS 176 - 957 PENALTY 30 SECONDS  
CAR 992 PENALTY 4 SECONDS  
CAR 12 PENALTY 2 SECONDS

Published at: .....


Track Status: **DRY**

Stewards

**Eric Schuurman**  
KNAF Sportcommissaris/Steward  
Licencenr. 36866



Timekeeper:



*22-6-2019*  
*17:20*